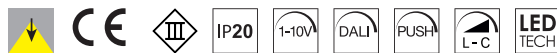


INDOOR



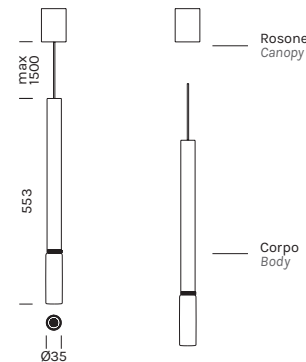
SOSPENSIONE / SUSPENSION

BEAM STICK GLASS H400



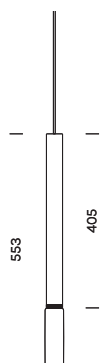
Alluminio, vetro
Fascio di luce verso il basso
Colore cavo: nero

Aluminum , glass
 Light beam: downward-projected
 Cable color: black









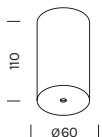
Corpo / Body







	M 2700K	W 3000K	N 4000K
4633			
Potenza/ Power	1x 6,2W	1x 6,2W	1x 6,2W
Lumen	1x 700 lm	1x 731 lm	1x 782 lm
CRI	>90	>90	>90
Alimentazione/ Supply	500mA	500mA	500mA

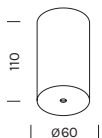








Articolo Item	Temperatura Temperature	°Ottica °Optic	Finitura Finish
4633	M	15	-BO
	W		-BV
	N		-NO
			-OR
			-RR
			-TI

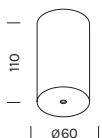
	Articolo Item	Finitura Finish	Dimmer Dimmer
220-240Vac, alimentatore incluso 220-240Vac, driver included	RS03/02	-BO 	ON-OFF L-C
		-BV 	ON-OFF L-C
		-NO 	ON-OFF L-C
		-OR 	ON-OFF L-C
		-RR 	ON-OFF L-C
		-TI 	ON-OFF L-C



	Articolo Item	Finitura Finish	Dimmer Dimmer
220-240Vac, alimentatore incluso 220-240Vac, driver included	RS03/03	-BO 	DALI PUSH
		-BV 	DALI PUSH
		-NO 	DALI PUSH
		-OR 	DALI PUSH
		-RR 	DALI PUSH
		-TI 	DALI PUSH








	Articolo Item	Finitura Finish	Dimmer Dimmer
220-240Vac, alimentatore incluso 220-240Vac, driver included	RS03/04	-BO 	1-10V
		-BV 	1-10V
		-NO 	1-10V
		-OR 	1-10V
		-RR 	1-10V
		-TI 	1-10V



24Vdc, alimentatore e convertitore esclusi
 24Vdc, driver and converter excluded

RS01

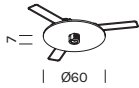
- BO  -
- BV  -
- NO  -
- OR  -
- RR  -
- TI  -



24Vdc, per incasso, alimentatore e convertitore esclusi
 24Vdc, built-in application, driver and converter excluded

RS06

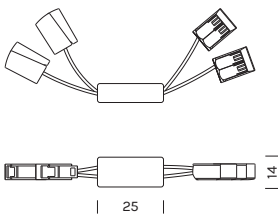
- BI  -
- NE  -



Convertitore da 24Vdc a 500mA / 24Vdc to 500 mA converter

Alimentatore escluso
 Driver excluded

Articolo Item	N° art. alimentabili N° of items powerable
2A4843	1



Alimentatori 24Vdc in tensione in remoto / Remote constant voltage drivers 24Vdc

Articolo Item	Potenza Power	IP	Dimensioni Dimensions	N° art. alimentabili N° of items powerable	Dimmer
1A0150	30W MAX	IP20	160x58x18	1-3	-
1A0151	50W MAX	IP20	160x58x18	1-5	-
1A0152	75W MAX	IP20	160x58x18	1-7	-
1A0145	100W MAX	IP67	190x52x33	1-10	-
1A0153	150W MAX	IP20	240x60x49	1-15	-

Centraline dimmerabili in remoto / Remote dimmable controllers


Articolo Item	Potenza Power	IP	Dimensioni Dimensions	Dimmer
1A0837	144W MAX	IP20	132x22x19	1-10V DALI PUSH
1A0838	288W MAX	IP20	150x38x25	0-10V 1-10V DALI PUSH
1A0172	240W MAX	IP20	57x43x19	CASAMBI PUSH

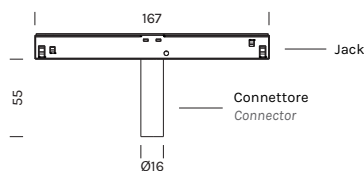
Controller 1 canale - DC

Controller 1 channel - DC

Adattatore per Track 48V (Jack+Connettore) / Adapter for track 48V (Jack+Connector)

binario 48Vdc escluso - connettore
sempre nero
48Vdc track excluded - connector
black only

Articolo Item	Finitura Finish	Dimmer
200/10	-JBI 	ON-OFF
	-JNE 	ON-OFF



200/11	-JBI 	0-10V
	-JNE 	0-10V

200/12


-JBI 

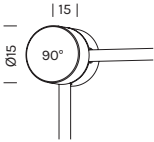
DALI

-JNE 

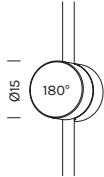
DALI

Passacavi / Cable entry

Articolo Item	Finitura Finish
BEAM-KIT01	-NA 
BEAM-KIT02	



BEAM KIT 01



BEAM KIT 02