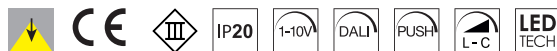


INDOOR



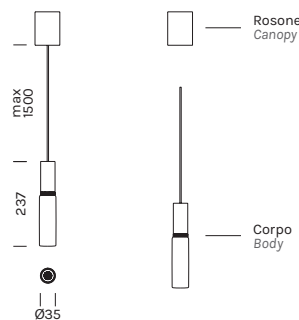
SOSPENSIONE / SUSPENSION

## BEAM STICK GLASS H 80



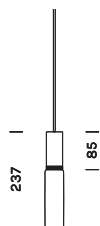
**Alluminio, vetro**  
**Fascio di luce verso il basso**  
**Colore cavo: nero**

Aluminum , glass  
 Light beam: downward-projected  
 Cable color: black






### Corpo / Body

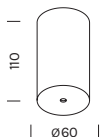
4631	M 2700K	W 3000K	N 4000K
<b>Potenza/ Power</b>	1x 6,2W	1x 6,2W	1x 6,2W
<b>Lumen</b>	1x 700 lm	1x 731 lm	1x 782 lm
<b>CRI</b>	>90	>90	>90
<b>Alimentazione/ Supply</b>	500mA	500mA	500mA









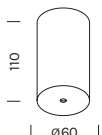
Articolo Item	Temperatura Temperature	°Ottica °Optic	Finitura Finish
<b>4631</b>	<b>M</b>	<b>15</b>	<b>-BO</b>
	<b>W</b>		<b>-BV</b>
	<b>N</b>		<b>-NO</b>
			<b>-OR</b>
			<b>-RR</b>
			<b>-TI</b>







Il codice prodotto si compone mettendo uno dopo l'altro, da sinistra a destra, i dati nelle colonne gialle, es: 1111M12-AA  
 The product code is created by putting in sequence the data under the yellow columns from left to right, e.g:1111M12-AA

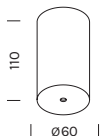
	Articolo Item	Finitura Finish	Dimmer Dimmer
220-240Vac, alimentatore incluso 220-240Vac, driver included	<b>RS03/02</b>	<b>-BO</b> 	ON-OFF   L-C
		<b>-BV</b> 	ON-OFF   L-C
		<b>-NO</b> 	ON-OFF   L-C
		<b>-OR</b> 	ON-OFF   L-C
		<b>-RR</b> 	ON-OFF   L-C
		<b>-TI</b> 	ON-OFF   L-C



220-240Vac, alimentatore incluso 220-240Vac, driver included	<b>RS03/03</b>	<b>-BO</b> 	DALI   PUSH
		<b>-BV</b> 	DALI   PUSH
		<b>-NO</b> 	DALI   PUSH
		<b>-OR</b> 	DALI   PUSH
		<b>-RR</b> 	DALI   PUSH
		<b>-TI</b> 	DALI   PUSH









220-240Vac, alimentatore incluso 220-240Vac, driver included	<b>RS03/04</b>	<b>-BO</b> 	1-10V
		<b>-BV</b> 	1-10V
		<b>-NO</b> 	1-10V
		<b>-OR</b> 	1-10V
		<b>-RR</b> 	1-10V
		<b>-TI</b> 	1-10V



24Vdc, alimentatore e convertitore esclusi  
 24Vdc, driver and converter excluded

**RS01**

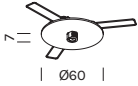
- BO  -
- BV  -
- NO  -
- OR  -
- RR  -
- TI  -



24Vdc, per incasso, alimentatore e convertitore esclusi  
 24Vdc, built-in application, driver and converter excluded

**RS06**

- BI  -
- NE  -



**Convertitore da 24Vdc a 500mA / 24Vdc to 500 mA converter**

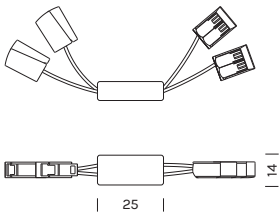
Alimentatore escluso  
 Driver excluded

Articolo  
 Item

N° art. alimentabili  
 N° of items powerable

**2A4843**

1



## Alimentatori 24Vdc in tensione in remoto / Remote constant voltage drivers 24Vdc

Articolo Item	Potenza Power	IP	Dimensioni Dimensions	N° art. alimentabili N° of items powerable	Dimmer
<b>1A0150</b>	30W MAX	IP20	160x58x18	1-3	-
<b>1A0151</b>	50W MAX	IP20	160x58x18	1-5	-
<b>1A0152</b>	75W MAX	IP20	160x58x18	1-7	-
<b>1A0145</b>	100W MAX	IP67	190x52x33	1-10	-
<b>1A0153</b>	150W MAX	IP20	240x60x49	1-15	-

## Centraline dimmerabili in remoto / Remote dimmable controllers

Articolo Item	Potenza Power	IP	Dimensioni Dimensions	Dimmer
<b>1A0837</b>	144W MAX	IP20	132x22x19	1-10V   DALI   PUSH
<b>1A0838</b>	288W MAX	IP20	150x38x25	0-10V   1-10V   DALI   PUSH
<b>1A0172</b>	240W MAX	IP20	57x43x19	CASAMBI   PUSH

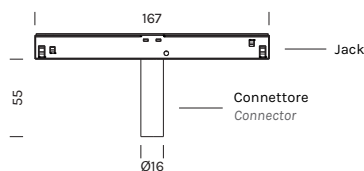
Controller 1 canale - DC

Controller 1 channel - DC

## Adattatore per Track 48V (Jack+Connettore) / Adapter for track 48V (Jack+Connector)

binario 48Vdc escluso - connettore  
sempre nero  
48Vdc track excluded - connector  
black only

Articolo Item	Finitura Finish	Dimmer
<b>200/10</b>	<b>-JBI</b> 	ON-OFF
	<b>-JNE</b> 	ON-OFF



<b>200/11</b>	<b>-JBI</b> 	0-10V
	<b>-JNE</b> 	0-10V

200/12

-JBI 

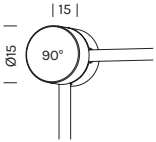
DALI

-JNE 

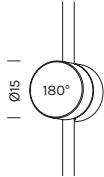
DALI

Passacavi / Cable entry

Articolo Item	Finitura Finish
<b>BEAM-KIT01</b>	-NA 
<b>BEAM-KIT02</b>	



BEAM KIT 01



BEAM KIT 02