

# MULTIFORME

LIGHT UP YOUR DREAMS



## CHARLESTON

design by MULTIFORME

PL7502-40x80-SW

PROGRESSIVE

ПОТОЛОЧНЫЕ



H1 - BODY HEIGHT  
80 cm | 31.5 in

### SPECIFICATIONS

W (width) = 40 cm | 15.7 in

D (depth) = 40 cm | 15.7 in

H1 (body height) = 80 cm | 31.5 in

📦 20 kg | 44.1 lb

💡 6 x MAX 40W - E14

CE IP 20 ENEC

### PACKAGING

📦 GW = 31 kg | 68.4 lb

📦 PKG = 216000 m<sup>3</sup>

- Please note that size tolerances in handmade fixtures may range up to 5% of the overall size.
- Instruction sheet is supplied: fixture requires on site assembly by qualified electrician.
- Custom colours, finishes and sizes available, please contact Multiforme for more details.

W - WIDTH 40 cm | 15.7 in

### GLASS COLORS



C - CRYSTAL




E - SILVER



K - GOLD



S - SILK




U - COPPER

### FRAME FINISHES




K - POLISHED  
GOLD



K1 - BRUSHED  
GOLD



N - POLISHED  
NICKEL



N1 - BRUSHED  
NICKEL

[www.multiforme.eu](http://www.multiforme.eu)  
Mail: [info@multiforme.eu](mailto:info@multiforme.eu)  
Tel: +39 049 938 7669

MULTIFORME