

MULTIFORME

LIGHT UP YOUR DREAMS



SSP3610-1-DW


PROGRESSIVE

ПОДВЕСНЫЕ



W - WIDTH 30 cm | 11.8 in

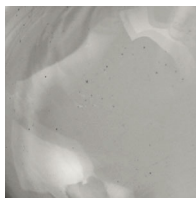
GLASS COLORS



A1 - AMBER



C - CRYSTAL




D - SMOKE

FRAME FINISHES



K - POLISHED
GOLD

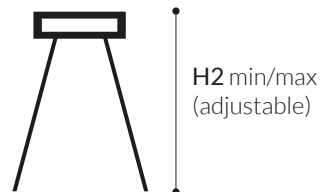


N - POLISHED
NICKEL

PLANET

design by MULTIFORME

CEILING CANOPY



H2 min/max
(adjustable)

SPECIFICATIONS

W (width) = 30 cm | 11.8 in

D (depth) = 80 cm | 31.5 in

H1 (body height) = 30 cm | 11.8 in

H2 min/max = / cm | 0/0 in

H tot = H1 + H2

2 kg | 4.4 lb

1 x MAX 60W - E14

CE IP 20 ENEC

PACKAGING

GW = kg | lb

PKG = m³

- Please note that size tolerances in handmade fixtures may range up to 5% of the overall size.
- Instruction sheet is supplied: fixture requires on site assembly by qualified electrician.
- Custom colours, finishes and sizes available, please contact Multiforme for more details.

H1 - BODY HEIGHT 30 cm | 11.8 in