

MULTIFORME

LIGHT UP YOUR DREAMS

SS3370-1-FK1

PROGRESSIVE

ПОДВЕСНЫЕ



W - WIDTH 20 cm | 7.9 in

GLASS COLORS



C - CRYSTAL




F - STRAW



R - ROSE


FRAME FINISHES



K1 - BRUSHED
GOLD



N1 - BRUSHED
NICKEL



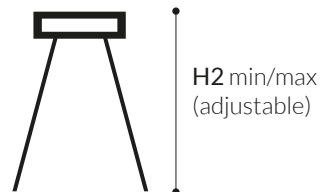
U1 - BRUSHED
COPPER

IKEBANA



design by ROMANI SACCANI ARCHITETTI ASSOCIATI

CEILING CANOPY



H2 min/max
(adjustable)

H1 - BODY HEIGHT 100 cm | 39.4 in

SPECIFICATIONS

W (width) = 20 cm | 7.9 in

D (depth) = 20 cm | 7.9 in

H1 (body height) = 100 cm | 39.4 in

H2 min/max = / cm | 0/0 in

H tot = H1 + H2

3 kg | 6.6 lb

1 x MAX 60W - E14

CE IP 20  ENEC

PACKAGING

GW = kg | 0.0 lb

PKG = m³

- Please note that size tolerances in handmade fixtures may range up to 5% of the overall size.
- Instruction sheet is supplied: fixture requires on site assembly by qualified electrician.
- Custom colours, finishes and sizes available, please contact Multiforme for more details.