

# MULTIFORME

LIGHT UP YOUR DREAMS

SSP3601-65-KV

PROGRESSIVE

ПОДВЕСНЫЕ




W - WIDTH 65 cm | 25.6 in

## GLASS COLORS



C - CRYSTAL




K - GOLD

## FRAME FINISHES




K - POLISHED  
GOLD



N - POLISHED  
NICKEL

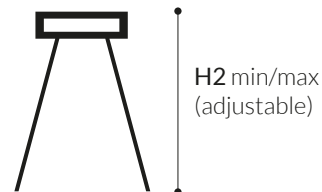
www.multiforme.eu  
Mail: info@multiforme.eu  
Tel: +39 049 938 7669



# ABSOLUTE D&#039;AG&#039;A

design by MULTIFORME

CEILING CANOPY



## SPECIFICATIONS

W (width) = 65 cm | 25.6 in

D (depth) = 65 cm | 25.6 in


H1 (body height) = 65 cm | 25.6 in

H2 min/max = / cm | 0/0 in

H tot = H1 + H2

30 kg | 66.2 lb

7 x MAX 40W - G9

CE IP 20  ENEC

## PACKAGING

GW = kg | 0.0 lb

PKG = m<sup>3</sup>

- Please note that size tolerances in handmade fixtures may range up to 5% of the overall size.
- Instruction sheet is supplied: fixture requires on site assembly by qualified electrician.
- Custom colours, finishes and sizes available, please contact Multiforme for more details.

H1 - BODY HEIGHT 65 cm | 25.6 in

# MULTIFORME