

MULTIFORME

LIGHT UP YOUR DREAMS

SS1075-D-2
PROGRESSIVE
ПОДВЕСНЫЕ

GOBLIN

design by MULTIFORME



H1 - BODY HEIGHT 65 cm | 25.6 in

SPECIFICATIONS

W (width) = 25 cm | 9.8 in

D (depth) = 25 cm | 9.8 in

H1 (body height) = 65 cm | 25.6 in

5 kg | 11.0 lb

1 x MAX 40W - E27

CE IP 20 ENEC

PACKAGING

GW = kg | 0.0 lb

PKG = m³

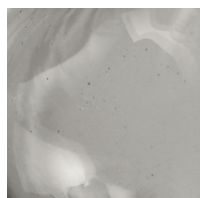
- Please note that size tolerances in handmade fixtures may range up to 5% of the overall size.
- Instruction sheet is supplied: fixture requires on site assembly by qualified electrician.
- Custom colours, finishes and sizes available, please contact Multiforme for more details.

W - WIDTH 25 cm | 9.8 in

GLASS COLORS




C - CRYSTAL



D - SMOKE



F - STRAW



F2 - MOKA



K - GOLD




W - WHITE

FRAME FINISHES



K - POLISHED
GOLD



N - POLISHED
NICKEL

www.multiforme.eu
Mail: info@multiforme.eu
Tel: +39 049 938 7669

MULTIFORME