

MULTIFORME

LIGHT UP YOUR DREAMS



GOBLIN

design by MULTIFORME

L1075-10-WCK

PROGRESSIVE

ЛЮСТРЫ



W - WIDTH 100 cm | 39.4 in

H1 - BODY HEIGHT 120 cm | 47.2 in

CEILING CANOPY



H2 min/max
(adjustable)

SPECIFICATIONS

W (width) = 100 cm | 39.4 in

D (depth) = 100 cm | 39.4 in

H1 (body height) = 120 cm | 47.2 in

H2 min/max = / cm | 0/0 in

H tot = H1 + H2

14 kg | 30.9 lb

10 x MAX 40W - G9

CE IP 20 ENEC

PACKAGING

GW = kg | 0.0 lb

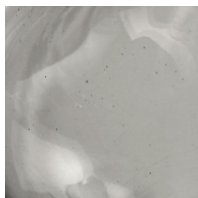
PKG = m³

- Please note that size tolerances in handmade fixtures may range up to 5% of the overall size.
- Instruction sheet is supplied: fixture requires on site assembly by qualified electrician.
- Custom colours, finishes and sizes available, please contact Multiforme for more details.

GLASS COLORS




C - CRYSTAL




D - SMOKE



F - STRAW



F2 - MOKA



K - GOLD




W - WHITE

FRAME FINISHES



K - POLISHED
GOLD



N - POLISHED
NICKEL

www.multiforme.eu
Mail: info@multiforme.eu
Tel: +39 049 938 7669

MULTIFORME